

# Hunting for Hidden Treasures in EM Eurobonds



**XENIA DMITRIEVA**

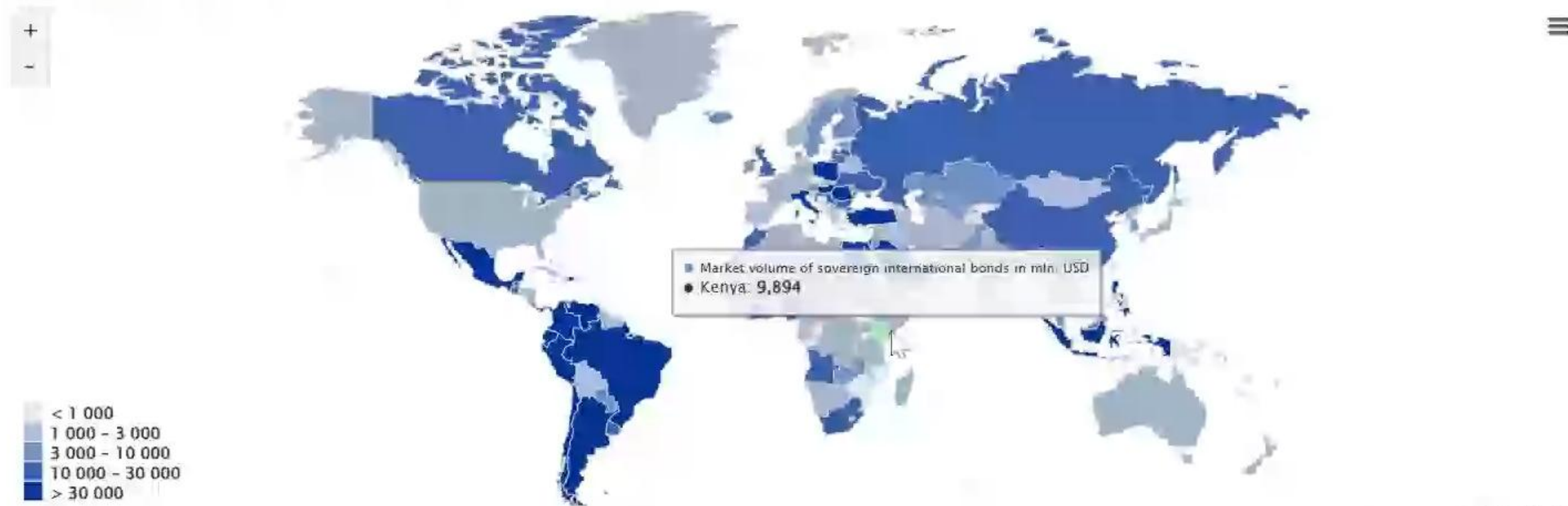
International Business Developer

 [xenia@cbonds.info](mailto:xenia@cbonds.info)

 +357 97789686

# Volume of **Sovereign** Eurobonds

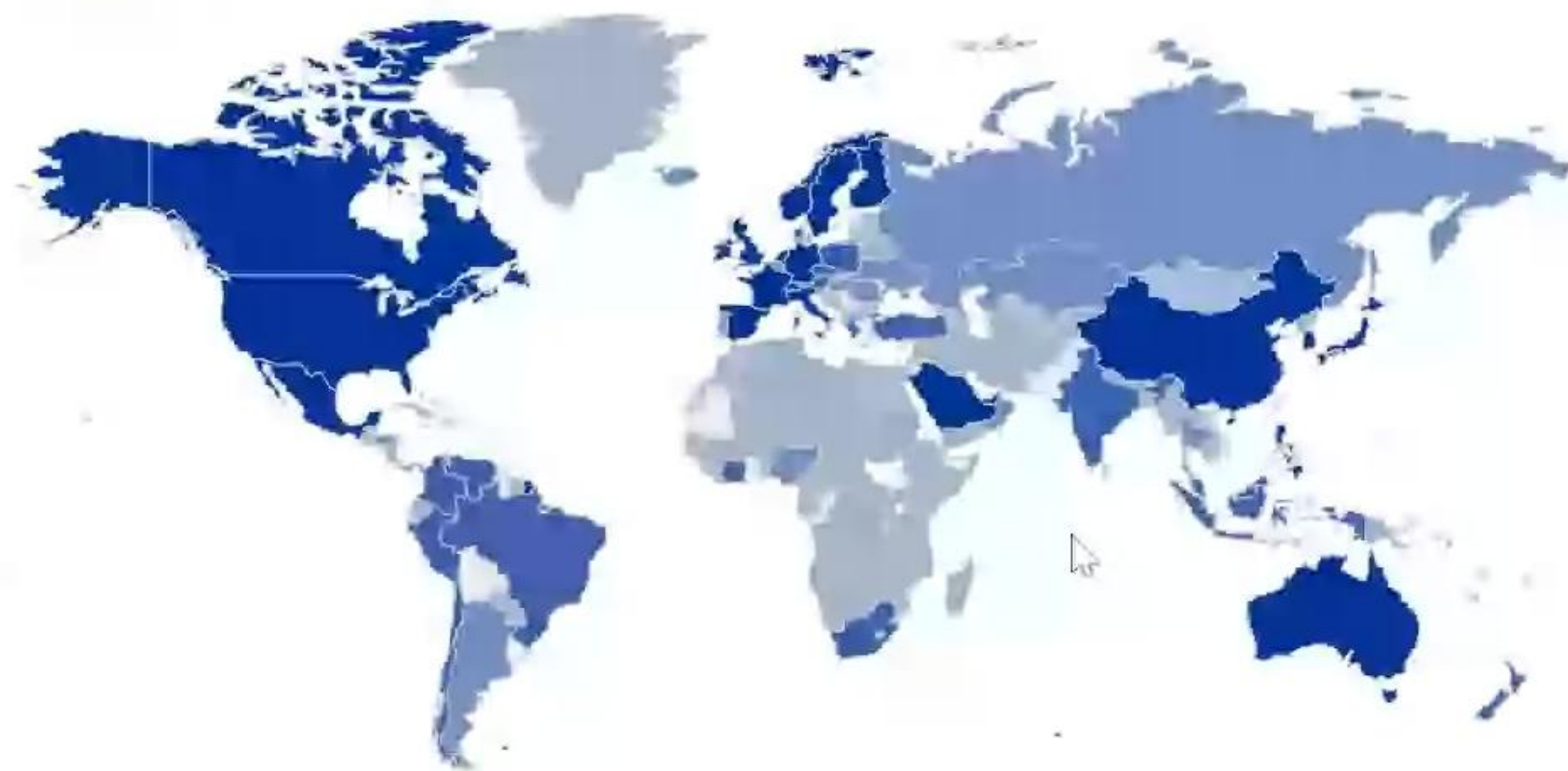
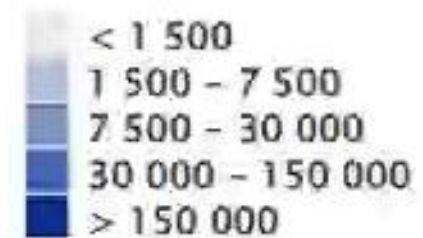
Market volume of sovereign international bonds in mln. USD



Highcharts.com © Natural Earth

# Volume of Corporate Eurobonds

Market volume of the corporate eurobonds in mln. USD



Map data from © Natural Earth

# Cbonds

980 000 +

bonds

coverage of 180 countries

100% coverage for Eurobonds

400 primary sources of price

100 000

stocks

90 000

indices

160 000 ETFs

and mutual funds

**OVER 1000**  
INSTITUTIONAL  
CLIENTS



USA



UK




SWITZERLAND



ITALY



UAE



OVER 100  
COUNTRIES

# EM sovereign sector in USD



Quick search for bonds, stocks, funds, indices, companies, ISIN

Xenia Dmitrieva

- Bond Screener
- Watchlist & Portfolio
- Bonds
- Stocks
- ETF & Funds
- Indices
- News & Research
- Corporate Actions
- Excel Add-in
- API

## Bond Search

Saved queries + Watchlist New issues **NEW**

Notify about new issues

Status - Outstanding

- US Treasuries
- USD top yield corporate bonds IG
- EUR top yield corporate bonds IG
- AAA bonds in USD
- Sovereign USD bonds
- Gilts & Index-linked GBP bonds

Base

Issuer

Region 0/8

Country 0/191

Sector 0/3

Industry 0/68

Status 4/6

Type 0/10

Currency 0/157

Trading Ground 0/310

Search

Save query

Create Index

Clear form



# MEA corporate sector in USD



## XII

# Cbonds Fixed Income Conference



November 13  
Dubai



Quick search for bonds, stocks, funds, indices, companies, ISIN



Xenia Dmitrieva



- Bond Screener
- Watchlist & Portfolio
- Bonds
- Stocks
- ETF & Funds
- Indices
- News & Research
- Corporate Actions
- Excel Add-in
- API

## Bond Search

Saved queries + Watchlist New issues new  Notify about new issues i

Status – Outstanding x

- US Treasuries
- USD top yield corporate bonds IG
- EUR top yield corporate bonds IG
- AAA bonds in USD
- Sovereign USD bonds
- Gilts & Index-linked GBP bonds

Base v


Issuer

Region 0/8 v Country 0/191 v Sector 0/3 v Industry 0/68 v

Status 1/9 v Type 0/2 v Currency 0/157 v Trading Ground 0/243 v

Price, % of face value from to Yield, % from to Duration, years from to Minimum Settlement Amount / Face value from to

- Search
- Save query
- Create Index
- Clear form



# Issue Page




Xenia Dmitrieva

- Bond Screener
- Watchlist & Portfolio
- Bonds
- Stocks
- ETF & Funds
- Indices
- News & Research
- Corporate Actions
- Excel Add-in
- API

- 
- 
- 
- 
- 
- 
- 
- 
- 
- 
- 

## Emaar Properties, 3.635% 15sep2026, USD (XS1488480333, WKN A18547)

- Download
- Copy to clipboard
- Add to WL

International bonds, Trace-eligible, Sukuk, Senior Unsecured

BORROWER	ISSUE	STATUS	AMOUNT	PLACEMENT	REDEMPTION (PUT/CALL OPTION)	ACI on
M S&P F	<b>Baa1*</b> <b>BBB+*</b> <b>BBB*</b> <small>*in foreign currency</small>	<b>Outstanding</b>	<b>750,000,000 USD</b>	<b>07/09/2016</b>	<b>15/09/2026 (-)</b>	12/11/2025 <b>1,151.08 USD</b>
		COUNTRY OF RISK	CURRENT PROFIT SHARE RATE	PRICE	YIELD / DURATION	LIQUIDITY ?
		<b>United Arab Emirates</b>	<b>3.64%</b>	<b>99.335%</b>	<b>4.490% MATURITY / 0.82</b>	<b>5 – average</b>

Calculator [What is a calculator?](#)

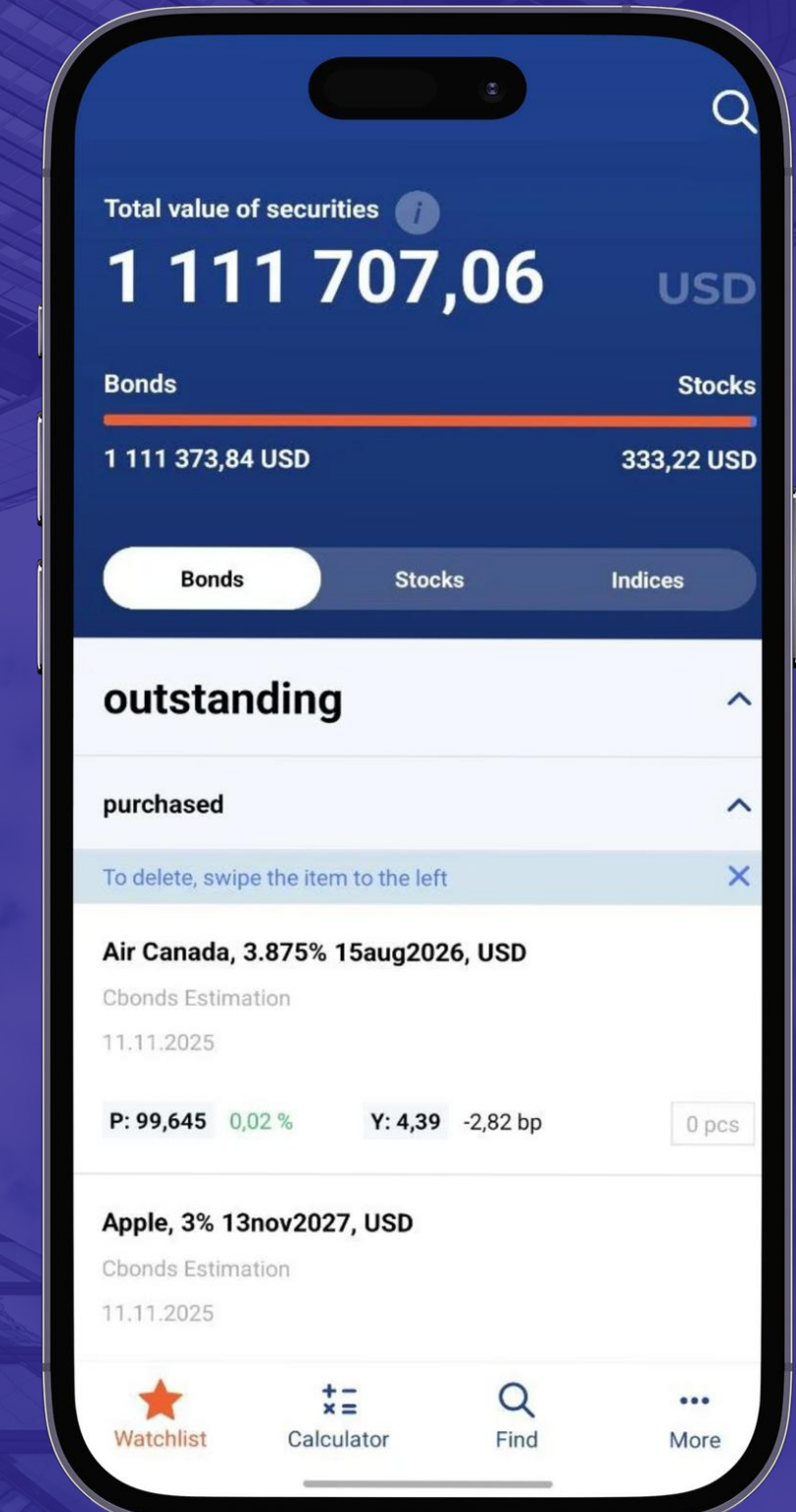
Bid / Ask  
**99.03 / 99.60**

Buy selected bonds via Exante trading platform Exante does not work with residents of the Russian Federation and the Republic of Belarus

BUY / SELL



# Watchlist



Available in the App! >>

# Consensus forecasts

The screenshot shows the Cbonds website interface. At the top, there is a banner for the 'XII Cbonds Fixed Income Conference' on November 13 in Dubai. Below the banner is the Cbonds logo and a search bar with the text 'Quick search for bonds, stocks, funds, indices, companies, ISIN'. A navigation menu is visible with the following items: Bond Screener, Watchlist & Portfolio, Bonds, Stocks, ETF & Funds, Indices (highlighted), News & Research, Corporate Actions, Excel Add-in, and API. A dropdown menu is open under the 'Indices' tab, listing the following options: Index Search, Create Index, Country Snapshots, Currency pairs, Consensus forecasts, Macroeconomics, Central bank rates, Oil, Gold, Commodities, Widget: Interest rate map, and Custom data. The main content area features a large 'Cbonds' logo and the text 'Financial Markets'. A second search bar is located at the bottom of the main content area with the text 'Quick search for bonds, stocks, funds, indices, companies, ISIN'. On the right side of the page, there are icons for a user profile and a chat window.

# START YOUR **FREE TRIAL** AND FIND **THE BEST SOLUTION** FOR YOUR NEEDS!

---



**XENIA DMITRIEVA**


International Business Developer



+357 97789686



[xenia@cbonds.info](mailto:xenia@cbonds.info)



**ALESSANDRO LOMBARDO**

Head of International Department



+39 345 353 4423



[a.lombardo@cbonds.info](mailto:a.lombardo@cbonds.info)

